




FARO® CAM2® 2019

The World's Smartest 3D Measurement Platform

Integrated Experience, Intuitive Workflows and Insightful Reporting

FARO CAM2 2019 is the world's smartest 3D measurement software platform. Designed with the user in mind, it offers the best integrated FARO hardware experience and ensures that any operators can quickly and easily accomplish their measurement tasks and capture actionable data through its intuitive user interface and image-guided, automated measurement workflows.

CAM2 delivers the perfect alignment with your FARO hardware to gather measurement data anywhere in your manufacturing environment. It provides a seamless and easy measurement experience for all users, without the need for extensive training or expertise, while still providing accurate and comprehensive insight into your measurement results.



FARO Inside Integrated Measurement Solutions

CAM2 is uniquely optimized to support the FARO portfolio of metrology solutions. Regardless of your choice of FARO hardware, be it for tactile (probing) or non-contact applications, CAM2 is the only software that ensures a complete and carefree integration. With CAM2, you combine the world's smartest metrology platform with the right FARO metrology device and always have the dependability of best-in-class service and a single source of support for your FARO solutions.

Guided Workflows Simple and Easy Measurement

You do not need to be a highly-skilled or seasoned metrologist to use CAM2. The software has been designed to allow any user to step through even the more complex inspection routines. "RPM" – Repeat Part Management has further set FARO apart, providing an ecosystem where part programs from CAM2 2019 can be uploaded and run within RPM Control Station, a fully-guided inspection software that can be executed by anyone, anywhere across your factory floor.

Reporting Analyze and Improve

CAM2 Reporting capabilities allow companies to generate and share customized, comprehensive and easy-to-understand overviews of quality inspections both inside and outside their organization. Based on specific needs, the graphically-rich reports can be customized in terms of format and information, while the use of colors intuitively highlights the status of inspected parts according to the defined tolerances. RPM helps manufacturers continuously improve their processes by providing live trend and SPC (Statistical Process Control) analysis that is vital to understanding what is working or not in their plants.

Version Comparison

Capability Comparison	Probing	Full
Operate with contact devices	✓	✓
Operate with non-contact devices	✓	✓
Device relocation	✓	✓
CAD import	✓	✓
Constructions and dimensions	✓	✓
Coordinate systems	✓	✓
Alignments	✓	✓
GD&T	✓	✓
Point cloud editing	✓	✓
Point cloud analysis	✓	✓
Report generation	✓	✓
Repeat Part Management (RPM)	✓	✓
Hardware Compatibility Comparison		
FaroArm®	✓	✓
FARO Laser Line Probe	✓	✓
FARO Laser Tracker	✓	✓
FARO Super 6DoF TrackArm	✓	✓
FARO Cobalt Array Imager	✓	✓

Benefits

Ease of Use: FARO constantly strives to provide simpler solutions for users. This means easy access to relevant commands, direct measurement and analysis of parts, an intuitive graphical user interface (GUI) for quick set-up, management and oversight of inspection workflows, and shortcuts that enable users to aggregate a complex measurement into a single command.

Interactivity: CAM2 stands out for its interactivity that becomes noticeable in its graphical live feedback of measurement results, immediate recalculation and hardware device control. This reduces rework that often results from missing important information.

Consistency & Repeatability: A series of state-of-the-art solutions allows organizations to significantly reduce the variability of measurement results that can potentially arise from the variety of operators and/or working environments. These include image-based support for measurement guidance, live error display during measurements, QuickTools, and bundle adjustment.

Flexibility: CAM2 is designed to adapt to your measurement job. Whether you prefer to measure immediately or plan your measurements, it also provides a series of user-oriented tools including a customizable user interface, measure / template mode, single-click repeat part measurement functionality and multiple export format options.

Reliability: Companies must be able to trust their measurement results. CAM2 has been tested by the National Institute of Standards (NIST) and German Physikalisch-Technische Bundesanstalt (PTB) to guarantee the reliability, repeatability and accountability of its calculations as required in the most demanding modern manufacturing environments.

Scalability: Users can easily connect several measurement devices to one running instance of CAM2. This provides the scalability that reduces inspection time by parallelizing the data capture process during any measurement job.

Key Features

RPM Control Center: RPM Control Center addresses the increasing needs for SPC (Statistical Process Control). Its web-based dashboard delivers actionable manufacturing insights that go beyond simple component quality, helping companies improve their processes and predictively anticipating when and why components may drift out of specification.

Built-In Universal CAD Import: CAM2 can directly import all major CAD file formats at no additional cost. This delivers confidence knowing that any file from any proprietary source can be read directly into CAM2. In addition, the ability to directly load the native CAD file also improves the fidelity of the resulting CAD that is used in CAM2 as it eliminates a common double translation to and from open CAD formats.

Metrology-Grade Meshing: CAM2 mesh generation capabilities produce visually-appealing and metrology-grade STL files that can be trusted when measuring to a golden part.

Scanning Profiles: With CAM2's Scanning Profiles, any operator can easily select the appropriate scanning settings for their specific part type with the click of a button, streamlining the overall measurement experience.

Align-My-Part Wizard: The Align-My-Part Wizard simplifies CAD-to-Part alignment. With a single button click, the user is guided through the process of defining an alignment using 3 datums, or 6 or more surface points.

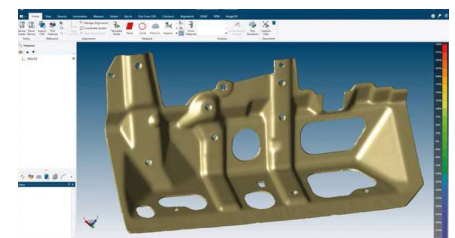
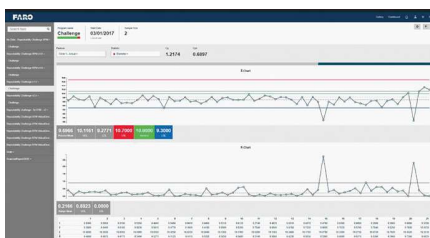
Super 6DoF TrackArm Positioning: The Locate TrackArm Wizard in CAM2 guides users in setting up their FaroArm or ScanArm (with TrackArm kit) positions using a FARO Laser Tracker as a reference system. This solution enables users to measure accurately with a FaroArm or ScanArm over a larger volume within a single coordinate system.

Common Applications:

- Part & Assembly Inspection
- CAD-to-Part Comparison
- Inspection of Dies and Moulds
- Panel Inspection
- Inspection of Cast / Forged Parts
- Component Alignment & Assembly
- First Article Inspection
- Verification of Tools, Jigs and Fixtures
- Inspection of Interior Components
- Repeat Part Management
- Dimensional Control
- Reverse Engineering

Industries:

- Automotive
- Aerospace
- Machine Shop
- Machine Tools
- Foundry
- Mechanical Engineering
- Metal Fabrication
- Energy
- Measurement Service



For more information, call 800.736.0234 or visit www.faro.com

FARO Technologies, Inc. | 250 Technology Park | Lake Mary, FL 32746



Contract Holder